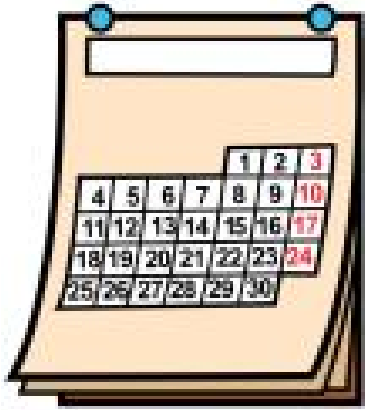







<div style="display: flex; justify-content: space-between; font-size: 0.8em; font-weight: normal;"> LXJVSD </div> <div style="text-align: center; font-weight: bold; font-size: 1.2em;">LUNES</div>	<div style="display: flex; justify-content: space-between; font-size: 0.8em; font-weight: normal;"> LMXJVSD </div> <div style="text-align: center; font-weight: bold; font-size: 1.2em;">MARTES</div>	<div style="display: flex; justify-content: space-between; font-size: 0.8em; font-weight: normal;"> LMXJVSD </div> <div style="text-align: center; font-weight: bold; font-size: 1.2em;">MIÉRCOLES</div>	<div style="display: flex; justify-content: space-between; font-size: 0.8em; font-weight: normal;"> LMXJVSD </div> <div style="text-align: center; font-weight: bold; font-size: 1.2em;">JUEVES</div>	<div style="display: flex; justify-content: space-between; font-size: 0.8em; font-weight: normal;"> LMXJVSD </div> <div style="text-align: center; font-weight: bold; font-size: 1.2em;">VIERNES</div>	<div style="display: flex; justify-content: space-between; font-size: 0.8em; font-weight: normal;"> LMXJVSD </div> <div style="text-align: center; font-weight: bold; font-size: 1.2em;">SÁBADO</div>	<div style="display: flex; justify-content: space-between; font-size: 0.8em; font-weight: normal;"> LMXJVSD </div> <div style="text-align: center; font-weight: bold; font-size: 1.2em;">DOMINGO</div>







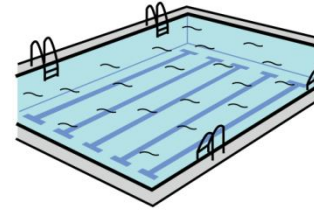
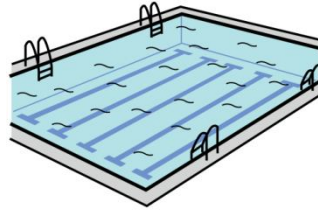
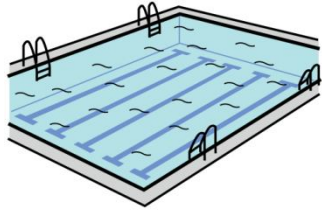
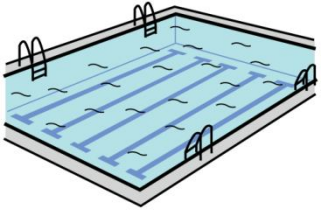
MES:








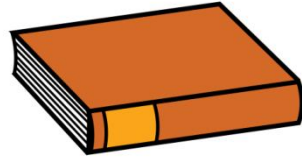






AÑO:











1

2

3

4

5

6

7

8

9

1

1

1

1

1

1

1

1

1

1

2

2

2

2

2

2

2

2

2

2

3

3

2009

2010




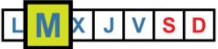





MES:



AÑO:



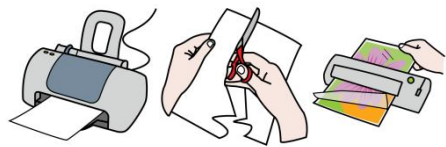
ESTACIÓN:

 LUNES	 MARTES	 MIÉRCOLES	 JUEVES	 VIERNES	 SÁBADO	 DOMINGO

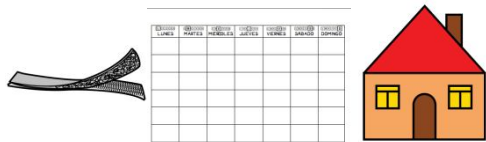
INSTRUCCIONES:



Imprime la página 1, auméntala a un DIN-A3 y plastifícala



Imprime, recorta y plastifica el resto de páginas



Pegamos velcro en los huecos del calendario y en las tarjetas correspondientes a los meses, año, estaciones y acontecimientos.

- A principios de cada mes le damos las etiquetas al alumno para que vaya pegando en el orden correspondiente los números del mes y al lado de éstos los acontecimientos a recordar del mes, así como el símbolo de casa para los fines de semana.
- Además del cartel para el aula podemos trabajarlo de forma escrita con la última ficha.